



# Leader's Guide

## Levels 2&3

[Back to contents](#)

## Luke Leader's Guide

Welcome Letter

Overview Lessons 1-4

Memory Verses Lessons 1-4

Guide Lesson 2 only

...

## Welcome to the Study of Luke

You and your students are about to embark on a great historical adventure as you begin studying Luke's account of our Lord and Saviour, Jesus Christ. Through Luke, you'll appreciate the full humanity of Jesus contrasted with His divine nature: Son of Man, Son of God, the Saviour of the world. May God stretch and strengthen your faith as you study of Luke's Gospel—the Good News of Jesus Christ.

This **Leader's Guide** for Luke has been prepared to help you maximize the teaching opportunities you have with your students. It offers touching stories, and compelling activities and games. Each component of the lesson plan is designed to reinforce the lesson's **Central Idea and CHALLENGE**.

Uniquely qualified as a historian and doctor, Luke provides the historical backdrop for Jesus' earthly ministry. Throughout this study, students will learn that Jesus is God's Son and therefore has the power and authority to forgive sin, heal diseases, know people's thoughts and motives, and give eternal life to all those who believe in Him. These detailed accounts lend themselves to a number of **Long-term projects** attached to this guide that your class may employ to reinforce the spiritual truths and applications. Students will also observe the importance and example of Jesus' reliance on prayer. Jesus made time with the Father in prayer a priority. Therefore each lesson provides a prayer journal activity. **Jesus is My Portion** will highlight one divine characteristic or name for Jesus, such as *Jesus is my righteousness*, *Jesus is my Saviour*, *Jesus is the Bread of Life*, and so on. Students will read and pray over selected Scripture verses.

Each lesson in Luke also contains a **Challenge** that can be given to students to do on their own or with a parent. After doing the Home Study Questions, present the challenge for the following week's lesson for the students to complete during the week. Additionally, each lesson includes suggested music that relates to the thematic elements of that particular lesson.

It is our prayer that this guide will give you tools that will combine with your creative ideas to serve the unique needs of your class. Each CBSI class varies with different schedules, class size, and students' development levels. The ideas are suggestions, and not every component may fit into your class's needs or schedule. Thank you for your commitment to serve the Lord and to share who He is with the next generation. May you be blessed beyond measure by the time and energy you invest in your students.

In Him,  
Level 2/3 Leader's Guide Writing Team

## Luke

### Children & Youth CBSI

**Lesson 1:** Introduction

**Passage:** Luke 1:1-4

**Purpose of the Book:** Luke includes many details to show us that His Gospel record of Jesus' life is true and accurate, and that He is the perfect human and perfect sacrifice for sin. Jesus' love for people is clearly presented and is good news for all people in every generation and every nation.

**Challenge:** Will you choose to study Luke's detailed record of the life of Jesus so that your life is transformed?

**Lesson 2:** Gabriel Brings Good News

**Passage:** Luke 1:1-38

**Central Idea:** God is a promise maker.

**Challenge:** Will you choose to trust the promises of God?

**Lesson 3:** God's Promises Fulfilled

**Passage:** Luke 1:39-80

**Central Idea:** Because God is in control of our lives, we can praise Him even in times of stress.

**Challenge:** Will you choose to develop the habit of praising God for all He has done for you even in times of difficulty?

**Lesson 4:** The Birth and Boyhood of Jesus

**Passage:** Luke 2

**Central Idea:** God uses ordinary people when they obey Him.

**Challenge:** Will you choose to realize that God uses ordinary people who obey Him to change the world?

**Memory Verses (ESV Translation)**

The Class Leader should encourage the students to memorize the assigned scripture verses in the lessons at a speed that is appropriate for the students in their class. For example: One verse per week, one verse every other week, or continue to the next verse when the students demonstrate they have fully memorized the current verse. If the memory verse is too long the Class Leader can shorten the verse while still keeping the meaning of the verse.

The Class Leader should “teach” the meaning of the memory verse so that the students fully understand the application of the verse to their lives. The students will then be able to “hide” the Word of God in their hearts.

<p>Lesson 2</p> <p><i>“For nothing will be impossible with God.”</i></p> <p><b>Luke 1:37</b></p>	<p>Lesson 3</p> <p><i>“My soul magnifies the Lord, and my spirit rejoices in God my Saviour.”</i></p> <p><b>Luke 1:46-47</b></p>
<p>Lesson 4</p> <p><i>“For unto you is born this day in the city of David a Saviour, who is Christ the Lord.”</i></p> <p><b>Luke 2:11</b></p>	

## Gabriel Brings Good News – Lesson 2

**Central Idea:** God is a promise maker.

**Challenge:** Will you choose to trust the promises of God?

**Note:** To be used as a guide ONLY. Please use ideas and suggestions appropriate for your class, and pray for God-given creativity as you plan, prepare, and share.



### Early Arrival

Teaching/class begins the minute the first student walks into the classroom. If time allows, see **International Resource Leaders File (IRLF)** for Early Arrival Activities suggestions.



### Opening/Lead-in

Open with prayer and use some of the suggested teaching activities: pledge, Bible Cheer, Ten Commandments, learning books of Bible by Divisions, Attributes of God, Fruit of the Spirit, etc. These suggestions are defined and found in the **International Leader's Resource File (IRLF)**



### Memory Verse

Memory Verse for this week: **Luke 1:37**

Suggestions for Memory verse activities are defined and found in the **International Resource Leaders File (IRLF)**



### Mini Talk

**Passage:** Luke 1:1-38

**Central Idea:** God is a promise maker.

**Challenge:** Will you choose to trust the promises of God?

**Illustration: Trust and Obey**

**Key verse:** *"Whoever gives thought to the word will discover good, and blessed is he who trusts in the LORD"* (Proverbs 16:20).

A missionary and his son went for a walk in the jungles of Africa. It was their routine to do so every morning. The boy was very young and was obedient to follow his father's instructions. One day, the boy went ahead of his father and was playing in the grass near some trees. Suddenly, the father shouted for his son. He yelled his name and directed him to lie down. Although the boy did not understand the reason, he trusted his father completely and obeyed. The father then directed him to crawl out of the grass. Again, the boy did not understand why, but he crawled toward his father.

When the boy reached his father, he was greeted with a huge hug. His father praised his obedience and told him what a good boy he was for doing as he had been told. Even though he did not understand why, he had done what his father had asked. The father then turned the boy around to show him why he was told to do all of these things. Above the area where he had been playing was a huge boa constrictor that would have squeezed the life out of him had he remained standing where he had been.

**Application:** We can always trust the directions of our heavenly Father. He knows what is best for us, even when we don't understand.

From: *Uncommon Stories and Illustrations*, Jim Burns, editor, Gospel Light, page 163.



### **Activities/Games**

#### **Trust Walk**

Have everyone find a partner. One person is blindfolded and the other will be leading. The one who is leading needs to take the other through an obstacle course (inside use chairs or desks etc. OR outside use holes, bushes, or bucket of water etc.) of some sort (it can be natural or made). The leader cannot touch the other person and must direct them using only words. To make more difficult have an entire group take turns directing one person through the obstacle course. THE LESSON is the importance of trusting your guide to lead you safely through the obstacle course.

**OR**

**The Lion's Den** - Place rocks or paper which represent the lions and place them in random patterns outside or in a large room. Divide the kids into 2 teams. Blindfold or keeping eyes shut have a "guide" direct the blindfolded student through the "lion's den" to avoid being attacked by a lion. It is very important to listen and trust your guide to avoid all the hungry lions. If a student steps on a "lion" then have the students roar like a lion and keep track of all the times when a lion roars. (And if there is a stopwatch you can also keep track of the time getting through the lion's den). The team with the least roars and/or best times wins.

**Note to Leader:** Please introduce and explain memory verse for the next lesson: **Luke 1:47.**

**Close in prayer.**

# Children & Youth Study

# **GOSPEL OF LUKE**



## **LEVEL 2B**

## Sample

[Back to contents](#)





# Luke 1:1-38

## Gabriel's Good News



**Learn the Truth:** For years, Zechariah and Elizabeth had been praying that they could have a son or daughter. Even though God didn't answer their prayers right away, He heard them. What are some things you have been praying about for a long time? Remember that God hears your prayers. This week, keep praying for those things.

### Day 1: Review – Lesson 1

1. How is Luke's Gospel different from the other three Gospels?

2. What are four things you will learn about Jesus from the study of the Gospels?

### DAY 2: ZECHARIAH AND THE ANGEL – LUKE 1:5-20



Memory Verse for the Week: Luke 1:37

*"For nothing will be impossible with God."*

3. Zechariah works as a \_\_\_\_\_ . (verse 5)

4. His wife's name is \_\_\_\_\_ . (verse 5)

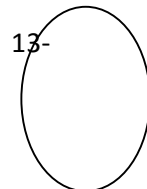
5. How many children do they have? (verse 7) \_\_\_\_\_

6. Zechariah had a duty to do for God in the temple. What was it? \_\_\_\_\_

7. Using this oval, draw the expression on Zechariah's face when he sees the angel.

8. What are two or three things the angel tells Zechariah in verses

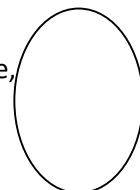
17. \_\_\_\_\_  
\_\_\_\_\_



9. Using this oval, draw what happens to Zechariah because he doesn't believe the angel. See verses 19 and 20.

10. \*Can you think of a time when you found it hard to believe a promise from the Bible, but it came true? What happened?

(For further study.) \_\_\_\_\_




### DAY 3: GOD KEEPS HIS PROMISES – LUKE 1:21-25

Write the Memory Verse for the Week: Luke 1:37



11. Pretend you are Zechariah. With a friend, act out what Zechariah might have done to tell the people outside the temple what happened. Did your friend understand? **YES NO**

12. Draw a picture of where Zechariah went after he finished his work. (verse 23)



13. How do you know Elizabeth believed God when His angel said she would have a baby? (verse 25)

**DAY 4: AN ANGEL VISITS MARY – LUKE 1:26-33**



Recite the Memory Verse for the Week to one other person: Luke 1:37 ***“For nothing will be impossible with God.”***

14. What is the name of the angel who visits Mary? (verse 26) \_\_\_\_\_
15. Who is the man Mary is engaged to? (verse 27) \_\_\_\_\_
16. How does the angel greet Mary? (verse 28) \_\_\_\_\_
17. \*Look back at Luke 1:12-13. What is similar about Mary’s and Zechariah’s experiences? (For further study)

18. The angel promises Mary that God will give her a baby whose name will be. (verse 31)

\_\_\_\_\_

19. Draw a picture of what you think verses 32 and 33 will look like.

**DAY 5: MARY’S OBEDIENCE – LUKE 1:34-38**



Write the Memory Verse for the Week: Luke 1:37

\_\_\_\_\_

20. Mary’s baby will be named Jesus. What other name does the angel Gabriel give Mary’s baby in verse 35?

\_\_\_\_\_

21. In verse 36 you will discover how Mary and Elizabeth are related. What else is true about both of them?

22. What is impossible for God to do? (verse 37) \_\_\_\_\_

23. Use what you have learned from this story to draw what you think an angel might look like.



**Follow the Truth:** We can trust God to keep His promises to us just as He did for Elizabeth and Mary. Make a list of promises from the Bible that God has kept to you. If you need help, ask your CBSI Leader or a believer you trust.